

## Form Designer: Standard Questionnaire

Omar S. - 2021-04-21 - Form Designer

### Form Designer - Standard Questionnaire

#### Form Designer

[Header](#)

[Attendee Groups](#)

[Time Ranges](#)

[Promo Codes](#)

[Packages](#)

[Add-ons](#)

[Questionnaire](#)


















































[Standard Questionnaire](#)


[Payment](#)

**Standard Questionnaire:** The Standard Questionnaire is the registration form. This section will automatically be filled by default information.

# Event Standard Questionnaire Designer

Add Question

Question	Type	Actions
  <input type="checkbox"/> First Name		
  <input type="checkbox"/> Last Name		
  Badge Name		 
  <input type="checkbox"/> Email		
  Club Name		 
  Preferred Phone		 
  Secondary Phone		 
  Address 1		 
  Address 2		 
  City		 
  Zip/Postal Code		 
  Country		 
  State/Province		 

 Indicates a required field

If you require additional information to be added to the standard questionnaire, click the **Add Question** button, which will open a new page. When adding a new question the following items will need to be determined:

# Event Standard Question Designer

Edit Question

Type 

True/False

Required? ☐ Yes ☒ No

Question

en-ca

Save

Cancel


**Type:** This section is dependent on the type of question selected. The following is the list of question types:

**True/False:** Questions that require a true or false answer.

**Long Text:** longer typed out answers

**Short Text:** Shorter typed out answers

**Selectable:** Question with selectable answers with in the form.

**Required:** A required field is requested information by the user, the attendee cannot continue on with the registration without that particular field being filled in. All required fields will be marked with the Required () icon.

**Question:** Enter the question you would like to ask the attendee.

Once all the information is entered, click on the **Save** button to save the question to the event or **Cancel** button to discard changes.