

ClubRunner

[Help Articles](#) > [Nova](#) > [Membership Success](#) > [\[NOVA\] How can members refer a prospect?](#)

[NOVA] How can members refer a prospect?

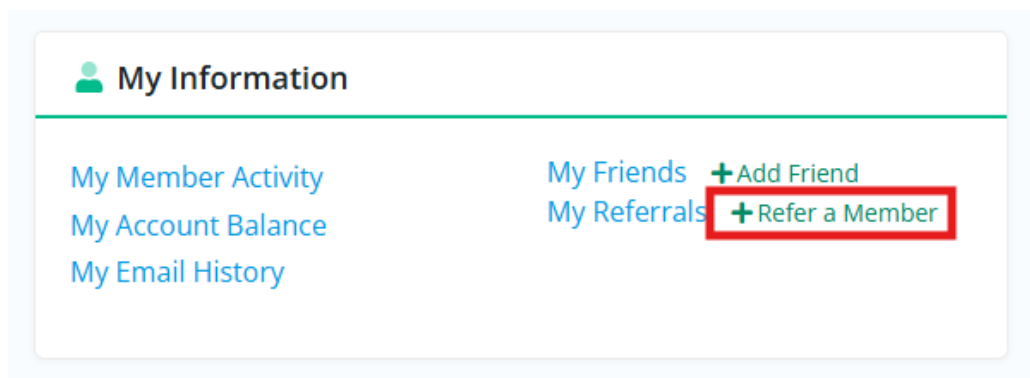
Ryan A. - 2025-12-19 - [Membership Success](#)

Your members can refer potential prospects to the club using an online form. This article will go through the steps of how to suggest a member via the "Refer a Member" form from the Membership Success module.

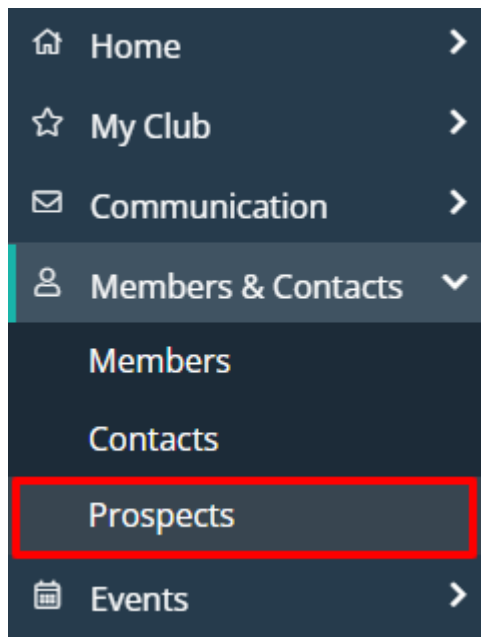
Note

This is a private form, meaning only club members with a valid ClubRunner login are allowed to access and refer members.

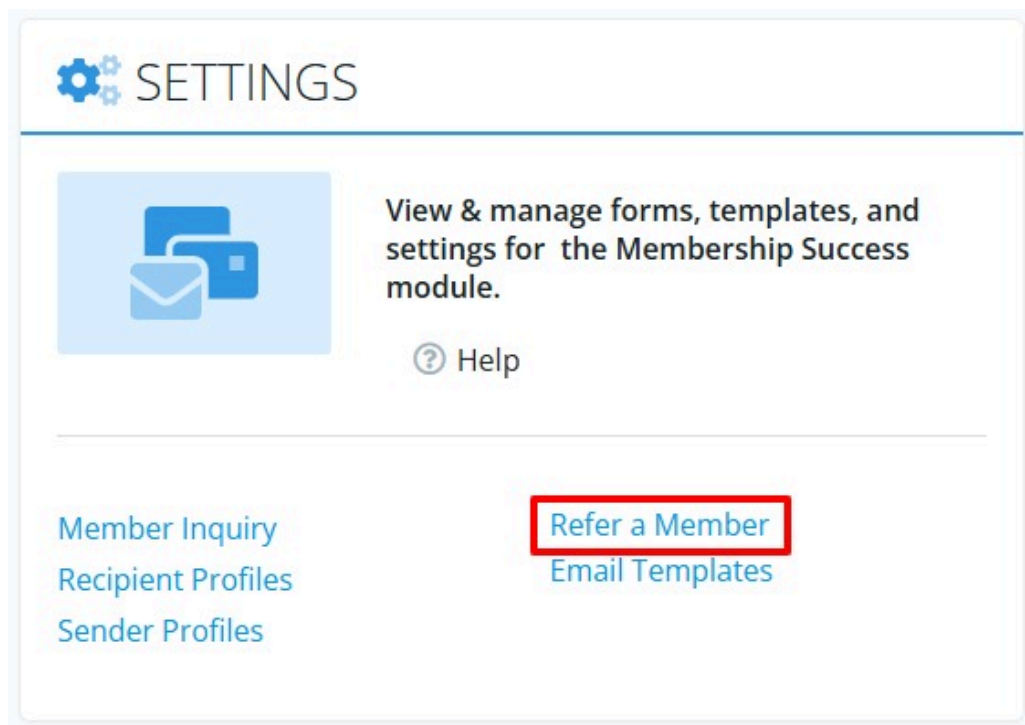
1. To begin, log in to your account through your club homepage, then click on **Member Area** on the top right-hand corner under your club banner. [Alternatively, click here to go directly to the ClubRunner login page.](#)
2. Once logged in, regular members with level 70 access can find the link to the referral form on their member dashboard, in the My Information section shown below.



3. Members with level 50-Executive or better access can find the referral form by clicking on **Members & Contacts** in the left-hand side menu and selecting **Prospects**.



Down towards the bottom of the page you'll find a Settings section, click **Refer a Member**.



4. After opening the referral form, you'll now be prompted to enter the initial details for the member you're referring. Click **Next** once you've entered all required information.

Refer a Member: Contact Details

Share your passion for Rotary by referring a prospective member! With your support, we can grow our club to make a larger impact in our community and across the globe.

Prospective Member Details

| | |
|--------------|----------------------|
| First Name * | <input type="text"/> |
| Last Name * | <input type="text"/> |
| Email | <input type="text"/> |

Consent

| | |
|---|----------------------|
| State how you received consent from this individual * | <input type="text"/> |
|---|----------------------|

- ☐ I have received consent from this individual for the collection, storage, and use of their information as described in our Privacy Policy. They understand that they may receive emails, and can opt out at any time. *

Cancel

Next

5. The final step is to provide any additional member profile details. Click **Submit** when you're ready and the system will send the prospective member an email shortly thereafter, as well as adding them to your prospects list.

Refer a Member: Referral Details

Complete the form below to provide further details about the person you are referring.

Prospective Member Details

| | |
|-------------------------|---|
| Home Phone Country Code | <input type="text" value="-- Select --"/> |
| Home Phone | <input type="text"/> |
| Home Address | |
| Address Line 1 | <input type="text"/> |
| Address Line 2 | <input type="text"/> |
| Address Line 3 | <input type="text"/> |
| City | <input type="text"/> |
| Country | <input type="text" value="-- Select Country --"/> |
| State | <input type="text"/> |
| Zip/Postal Code | <input type="text"/> |

Referral Details

Please share more information about why you think this individual would be a good fit for our club. *

Cancel

Submit

Related Content

- [\[NOVA\] How does a prospect go through Membership Success?](#)
- [\[NOVA\] How do I change who is notified about new prospects?](#)
- [\[NOVA\] How do I change who notifications come from in Membership Success?](#)
- [\[NOVA\] How do I add a prospect to Membership Success?](#)
- [\[NOVA\] How can I ask for more details from a prospect through Membership Success?](#)
- [\[NOVA\] How do I change a prospect into a member?](#)
- [\[NOVA\] How do I include prospects in emails?](#)
- [\[NOVA\] How do I share the application form with prospects?](#)