

# ClubRunner

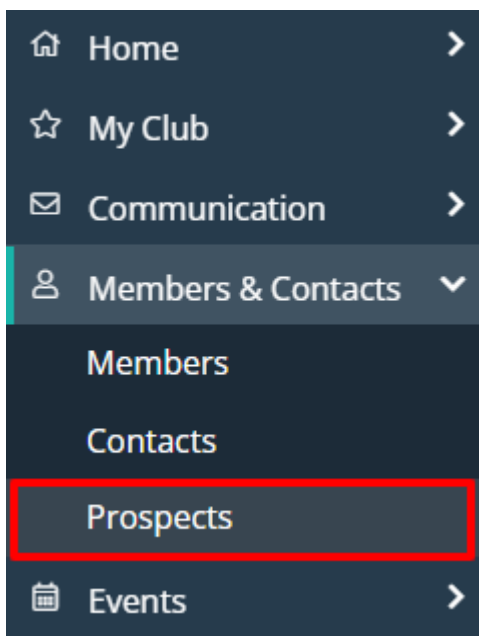
[Help Articles](#) > [Nova](#) > [Membership Success](#) > [\[NOVA\] How do I share the application form with prospects?](#)

## [NOVA] How do I share the application form with prospects?

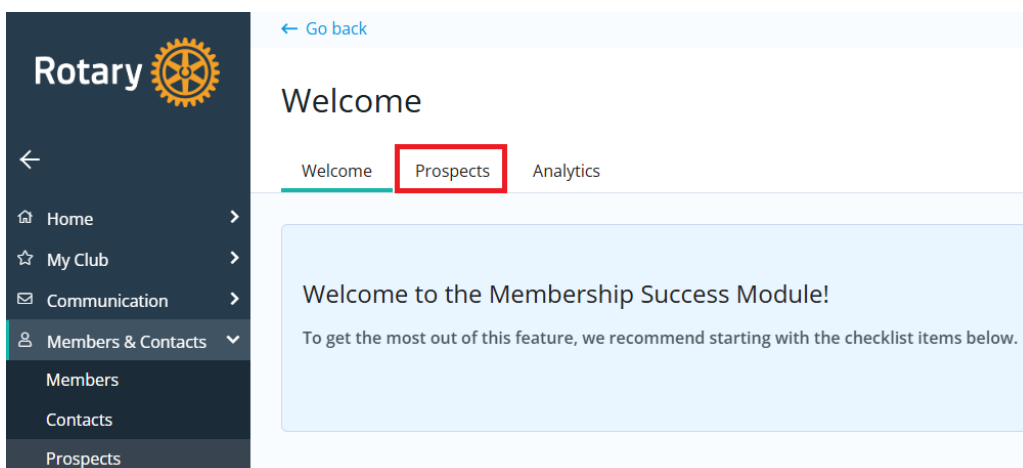
Ryan A. - 2026-04-08 - [Membership Success](#)

The Membership Success module includes an application that all prospective members can fill out through your club website. This article will go through the steps of how to access and link the Membership Inquiry form.

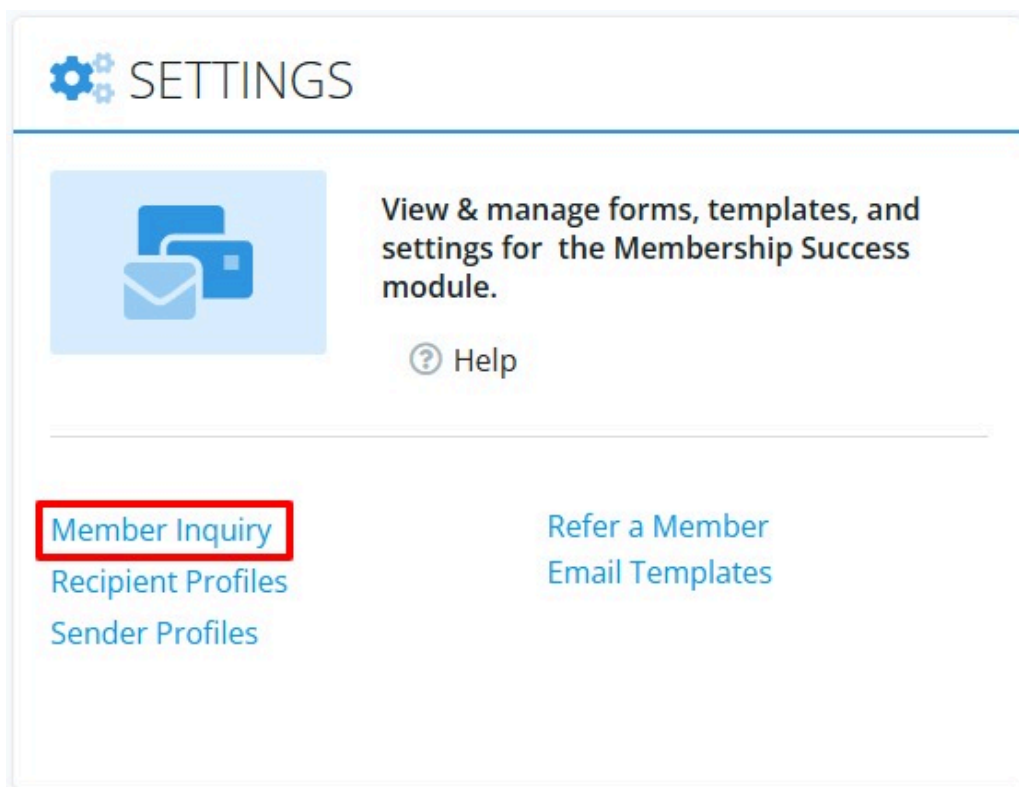
1. To begin, log in to your account through your club homepage, then click on **Member Area** on the top right-hand corner under your club banner. [Alternatively, click here to go directly to the ClubRunner login page.](#)
2. Once logged in, click on **Members & Contacts** in the left-hand side menu and select **Prospects**.



3. If you see the Membership Success Welcome page below, click **Prospects**. If you do not see this page, move on to the next step.



4. Down towards the bottom of the page you'll find a "Settings" section, click **Member Inquiry**. To avoid going away from your ClubRunner account you may want to right-click this link and select to open it in a new browser tab/window.



5. The member inquiry link will open up the Membership Inquiry form, which is the form that should be submitted by anyone who is looking to be added as a prospective club member. You'll want to obtain the URL of this page, that way you can send it to anyone via email or another method.



6. If you're looking to send this form to contacts within your ClubRunner account, please see the following article on composing and sending emails: [How do I compose and send an email?](#)

This form can be added to your website as well, in the main navigation menu or anywhere within the page content. See the following article for building the website navigation menu: [How do I build the navigation menu?](#)

7. The following shows what you can expect prospective members to be asked to fill out in the form:

# Membership Inquiry: Authentication

Thank you for your interest in becoming a member of our club and joining our network of dedicated volunteers.

## Contact Details

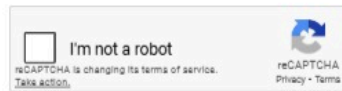
First Name \*

Last Name \*

Email

## Consent

By selecting this checkbox, you consent to allow our organization to store and process the personal information submitted above. \*



Next

## Membership Inquiry: Details

Thank you for your interest in joining our club. Please take some time to complete our membership inquiry form.

### Contact Details

This form is being completed for: **Melanie Fritz**

Country Code

Home Phone

Mobile Phone Country Code

Mobile Phone

Address

City\*

Country\*

State

### Get Involved with Us

- Interest Areas
- Community Service
  - Fellowship and Friendships
  - Global Service and Humanitarianism
  - Leadership Development

How did you hear about us? \*

Do you have any questions or comments for the club?

Submit

## Related Content

- [\[NOVA\] How does a prospect go through Membership Success?](#)
- [\[NOVA\] How do I change who is notified about new prospects?](#)
- [\[NOVA\] How do I change who notifications come from in Membership Success?](#)
- [\[NOVA\] How do I add a prospect to Membership Success?](#)
- [\[NOVA\] How can I ask for more details from a prospect through Membership Success?](#)
- [\[NOVA\] How do I change a prospect into a member?](#)
- [\[NOVA\] How do I include prospects in emails?](#)
- [\[NOVA\] How can members refer a prospect?](#)