

# ClubRunner

Help Articles > Website Guides > Stories & Online Editor > How do I embed a 3rd party video, not from YouTube or Vimeo?

## How do I embed a 3rd party video, not from YouTube or Vimeo?

Omar Solomah - 2021-03-05 - Stories & Online Editor

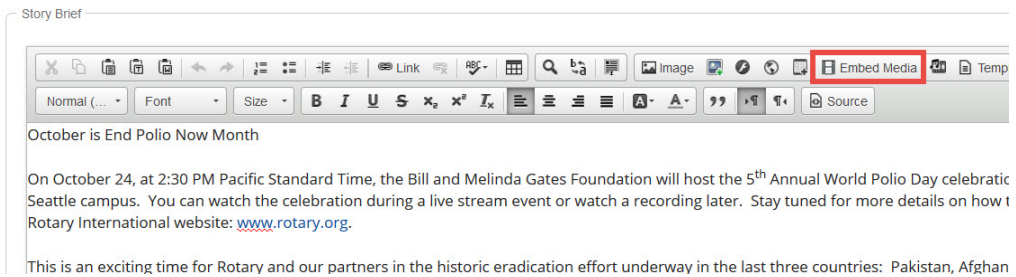
You can add a video to a webpage or a story from any third party website, for example Rotary International, using the steps detailed below. This applies only to websites which *allow* embedding of their videos. Not all websites will allow you to do this.

**Note:** The 3rd party embedded video link URL must start with **https** , not http. Otherwise the video won't play properly on your webpage. If a video URL starts with http, then it will not be played properly within ClubRunner

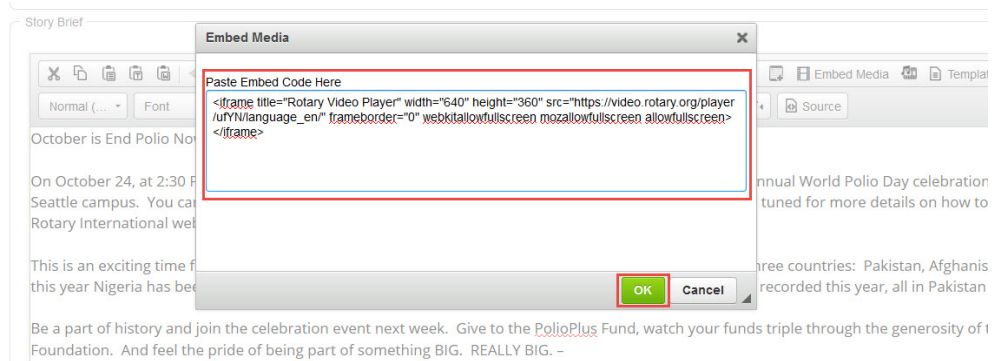
1. First go to the 3rd party website. In this case we will be using a video from the Rotary International website.
2. Most videos have some type of 'share' icon, typically near the top right of the video. Click the 'share' icon to see the options.
3. With your mouse highlight and copy the entire 'Embed' code

The screenshot shows the Rotary International website interface. At the top, there is a navigation bar with 'ROTARY.ORG > MY ROTARY' on the left and 'Club Finder' and 'English' on the right. Below this is a main navigation menu with items like 'My Rotary', 'Exchange Ideas', 'Take Action', 'Learning & Reference', 'Manage', 'The Rotary Foundation', 'News & Media', and 'Member Center'. There are 'GIVE' and 'JOIN' buttons on the right. The main content area features a video player titled 'On the Ground: Eradicating Polio in Pakistan'. A share menu is open over the video, showing options for 'Link' (http://video.rotary.org/0JUYN) and 'Embed' (<iframe title="Rotary Video Player"). Red arrows point to the 'embed' code and the share icon. To the right of the video player is a 'Featured Videos' section with three video thumbnails: 'World Polio Day 2017', 'Drop to Zero', and 'Human Trafficking Panel Discussion'. A search bar is located at the top right of the video player area.

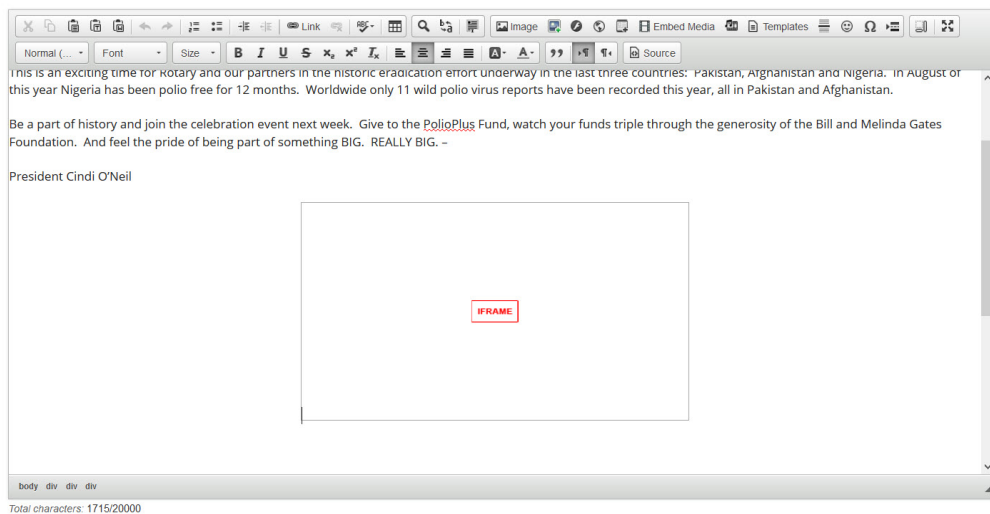
4. Now, go edit any ClubRunner story or custom widget. Click the **Embed Media** button.



5. A blank **Embed Media** Dialog window will appear. Paste the video embed code in the open space provided. When the code is pasted, click the **OK** button.



6. Your video will now appear within the body of the story.



## Related Content

- [How do I add an image?](#)
- [How do I create and edit a story?](#)
- [How do I use the Story Library in ClubRunner?](#)
- [How do I make an image a clickable link?](#)
- [How do I embed a Youtube video into a story or custom widget?](#)
- [How do I embed a Vimeo video into a story?](#)
- [How do I add tables to a story?](#)
- [How do I resize images in stories?](#)