

ClubRunner

Help Articles > Website Guides > Stories & Online Editor > How do I embed a Vimeo video into a story?

How do I embed a Vimeo video into a story?

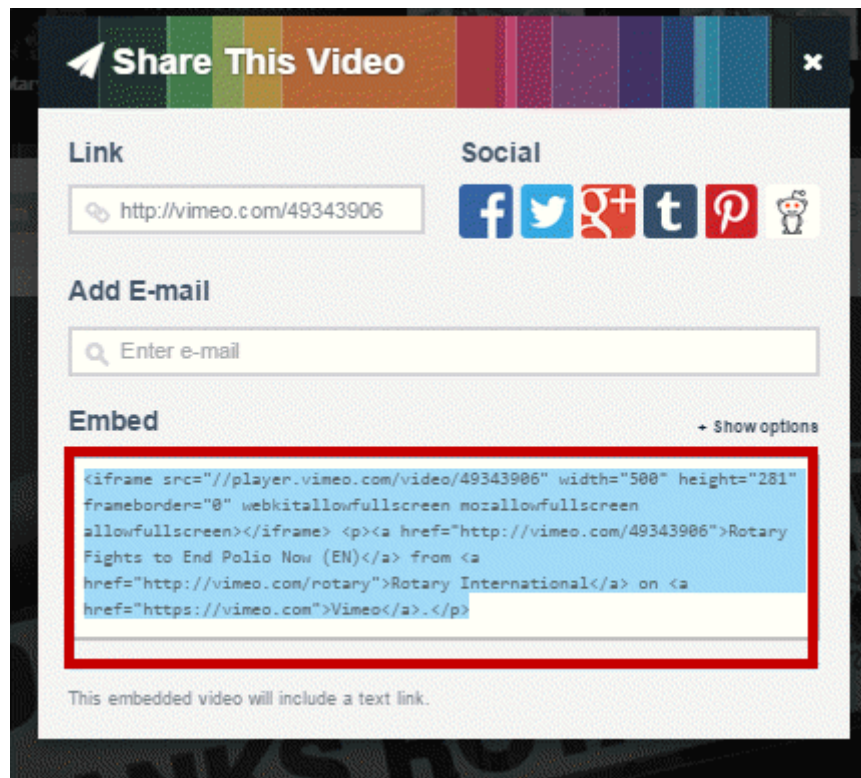
Omar S. - 2023-09-19 - Stories & Online Editor

You can add a Vimeo video to a widget or story using the steps details below.

1. First, go to Vimeo and find the video you wish to embed. Then, click on the **Share** link, which is typically located in the top right corner of the video frame.

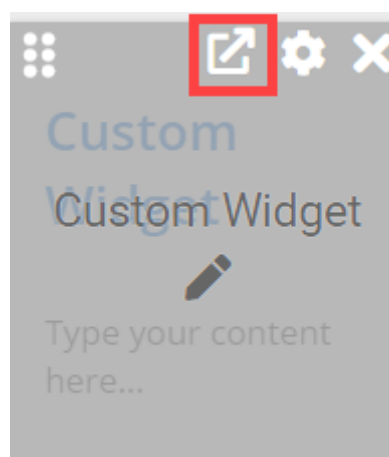


1. Right-click on the code that appears in the **Embed** field and select **Copy**.

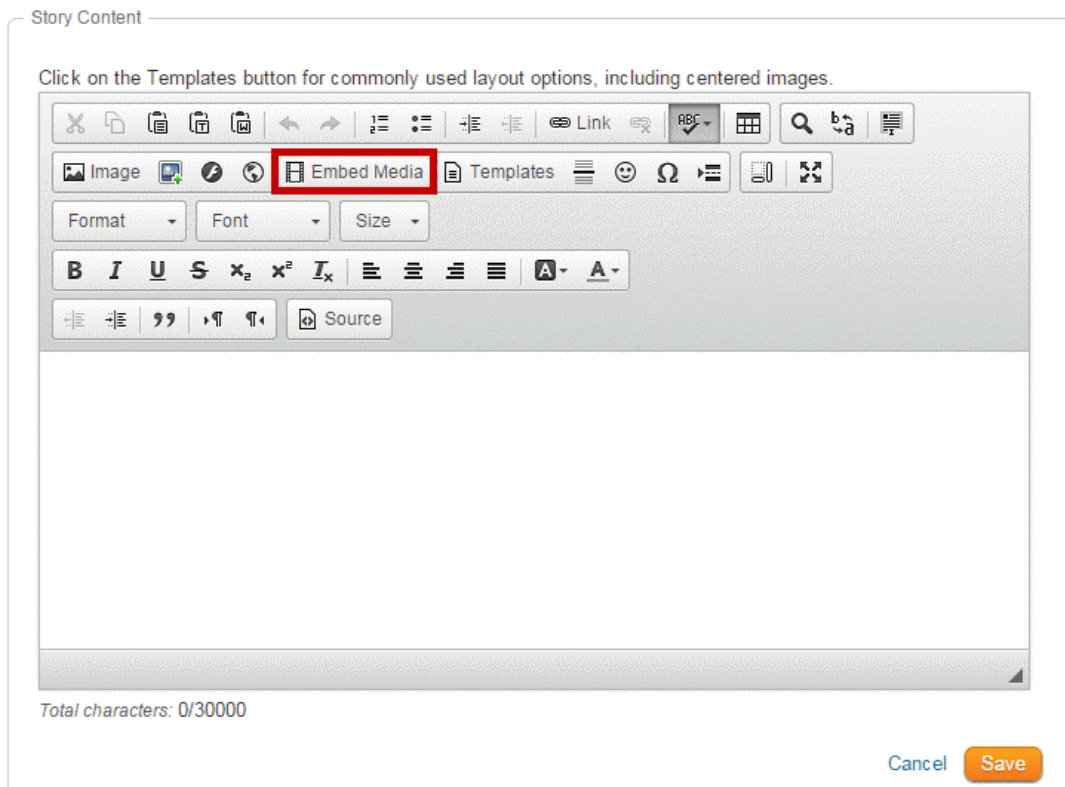


Note

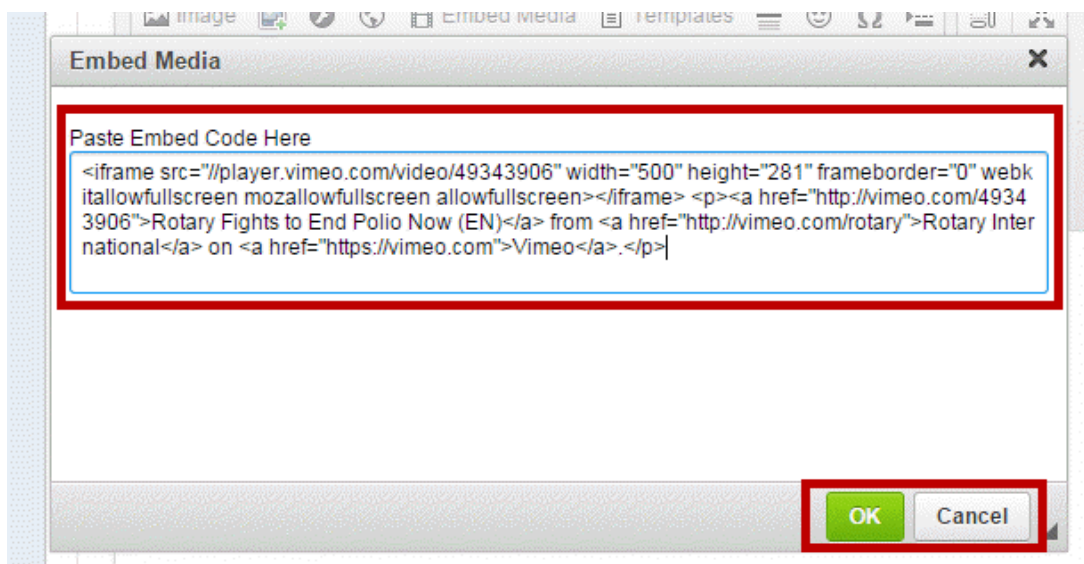
If you are embedding the content on a **Custom Page** or the **Home Page**, drag-and-drop a **Custom Widget (Global)** or **Custom Widget (Page Specific)** into a one of the live designer layout sections, then hover-over the widget and click the **Outbound Arrow** icon. This will open the editor which includes the **Embed Media** editor tool. [Learn more about the website live designer from our 7 minute Live Designer Basics Tutorial.](#)



1. Return to your story and click on the **Embed Media** button.

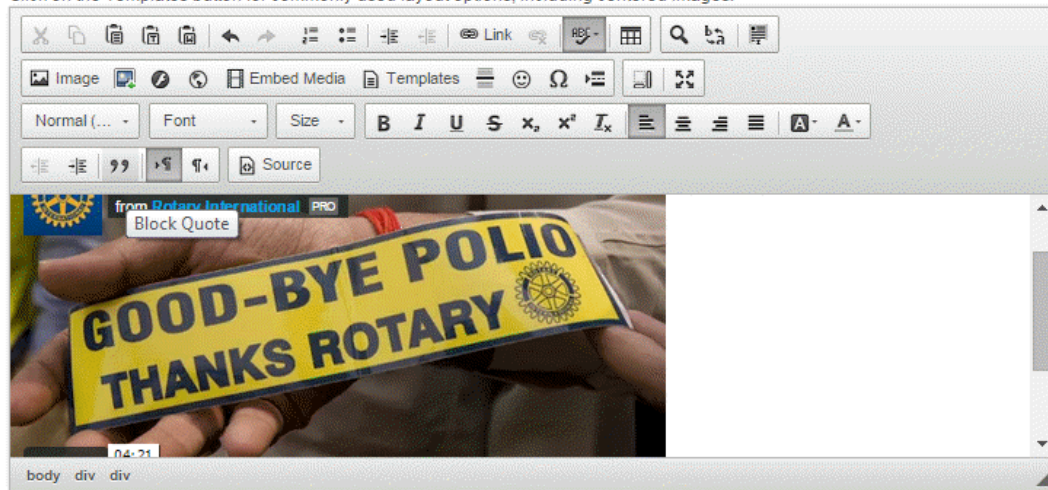


1. A blank **Embed Media Dialog** window will appear. Right click and paste in the open space provided. Click **OK** when you have pasted the code.



1. You Vimeo video will appear within the body of the story or widget.

Click on the Templates button for commonly used layout options, including centered images.



The screenshot shows a rich text editor interface. At the top, there is a toolbar with various icons for editing text and media. Below the toolbar, there are dropdown menus for 'Normal (...)', 'Font', and 'Size', followed by buttons for bold (B), italic (I), underline (U), strikethrough (ABC), and subscript (x₂). There are also buttons for text color and background color. Below these are buttons for bulleted list, numbered list, and indent. A 'Source' button is also visible. The main editing area contains a 'Block Quote' containing an image of a person holding a yellow sign that reads 'GOOD-BYE POLIO THANKS ROTARY'. The sign also features the Rotary International logo. The editor's status bar at the bottom left shows 'body div div' and 'Total characters: 405/30000'. At the bottom right, there are 'Cancel' and 'Save' buttons.

Total characters: 405/30000

Cancel Save

Related Content

- [How do I add tables to a story?](#)
- [How do I embed a 3rd party video, not from YouTube or Vimeo?](#)
- [How do I embed a Youtube video into a story or custom widget?](#)
- [How do I make an image a clickable link?](#)
- [How do I add a link?](#)
- [How do I create and edit a story?](#)
- [What features are available within the Online Editor?](#)
- [How do I add an image?](#)