

ClubRunner

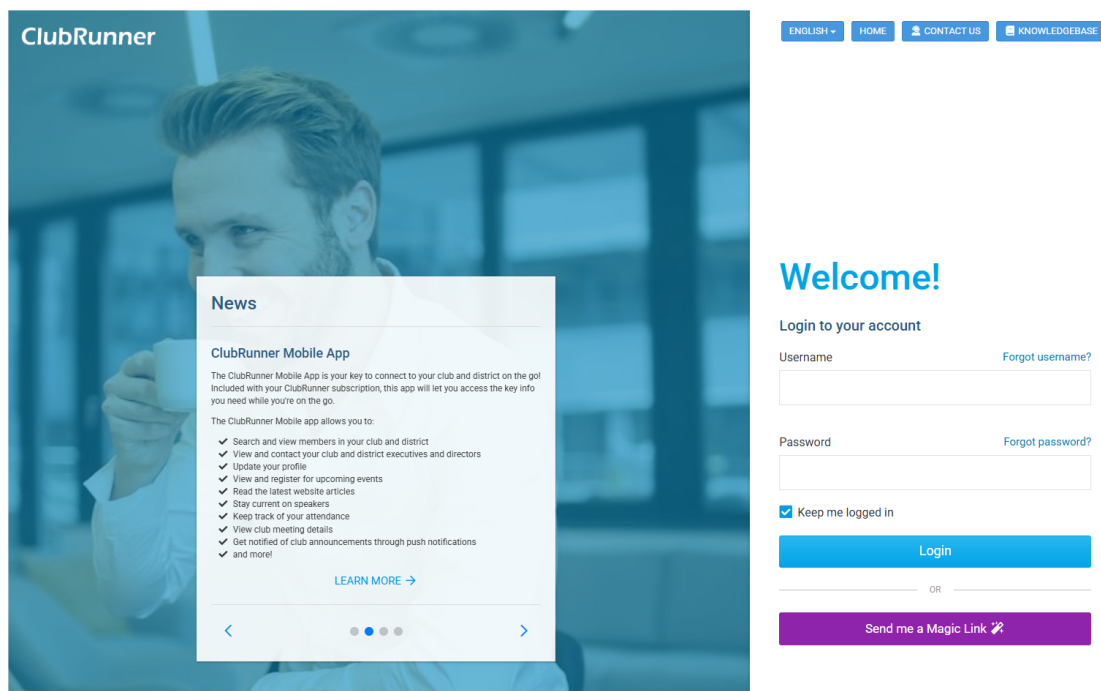
[Help Articles](#) > [Club Help](#) > [Club - Members' Guide](#) > [My ClubRunner](#) > [How do I log in to ClubRunner? \(Universal Login\)](#)

How do I log in to ClubRunner? (Universal Login)

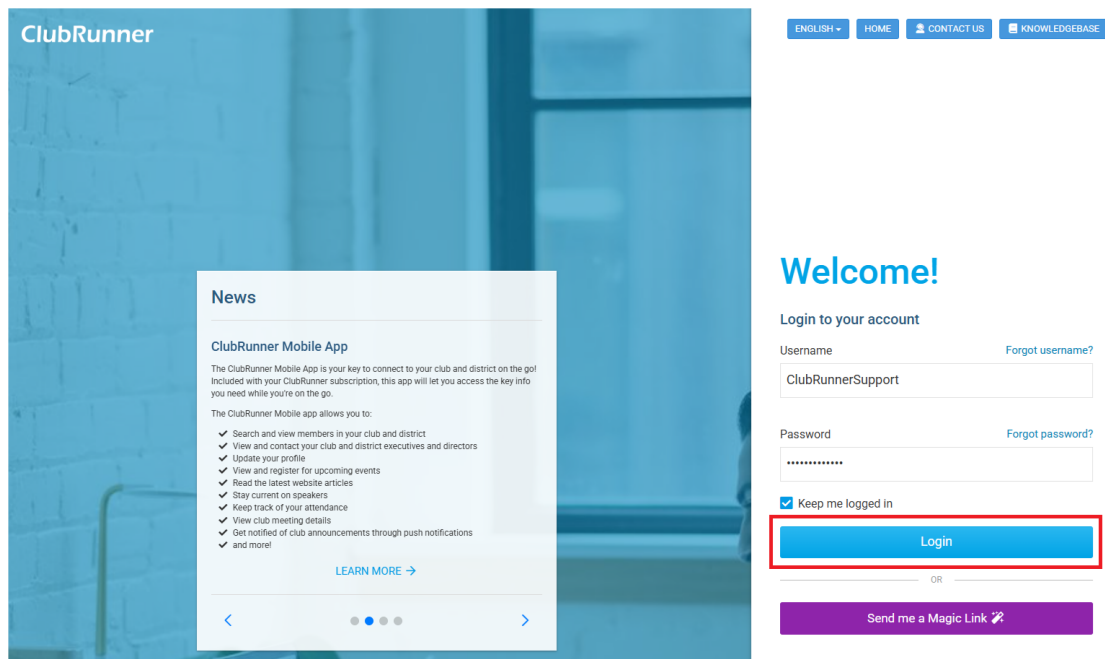
Michael C. - 2025-07-30 - [My ClubRunner](#)

In order to access and begin using all of the features that are available through ClubRunner, the very first thing you will need to do is login to the ClubRunner platform. The steps outline below will help guide you through the process of logging in to ClubRunner.

1. In order to login to ClubRunner, you will need to visit a ClubRunner website - either www.clubrunner.ca, www.clubrunnersupport.com.
2. Once on your selected ClubRunner website, click on the **Login to ClubRunner** or **Member Login** link in the top right corner of the page. [Alternatively, click here to go directly to the ClubRunner login page.](#)
3. On the left hand-side of the page, you will be able to see recent news and updates about ClubRunner within the News section.
4. The right hand-side of the page will be where you can proceed to login to ClubRunner - enter your login credentials into the **Username** and **Password** fields on the page. If you do not know or remember your login credentials, [please click here to recover your username and password.](#)



1. Once you have entered your login credentials, click on the blue **Login** button.



Note

If your club has Multi-Factor Authentication (MFA) enabled for your account's access level, you will be prompted to complete an additional step to confirm your identity. Click **Continue** to trigger a verification code to be sent to the email associated with your account.

Multi-Factor Authentication

In order to continue logging into ClubRunner your administrator requires that you complete an additional verification process to confirm your identity. This additional authentication process helps to protect your accounts information and limit unwanted access.

CONTINUE

Check your email client for a message from @clubrunner.email containing your unique security code. This code is valid to authenticate your login for 10 minutes after it is sent, after which if you have not logged in you will need to resend the code.

Enter the code into the field below and click **Verify** to continue logging in. If you check the "Stay verified on this device" option, you will not be prompted to re-enter a security code for 30 days.

Check Your Email

You have received a security code in your email.

To sign in to your ClubRunner account, check your email (bsmandly@sink.sendgrid.net) and enter the verification code below.

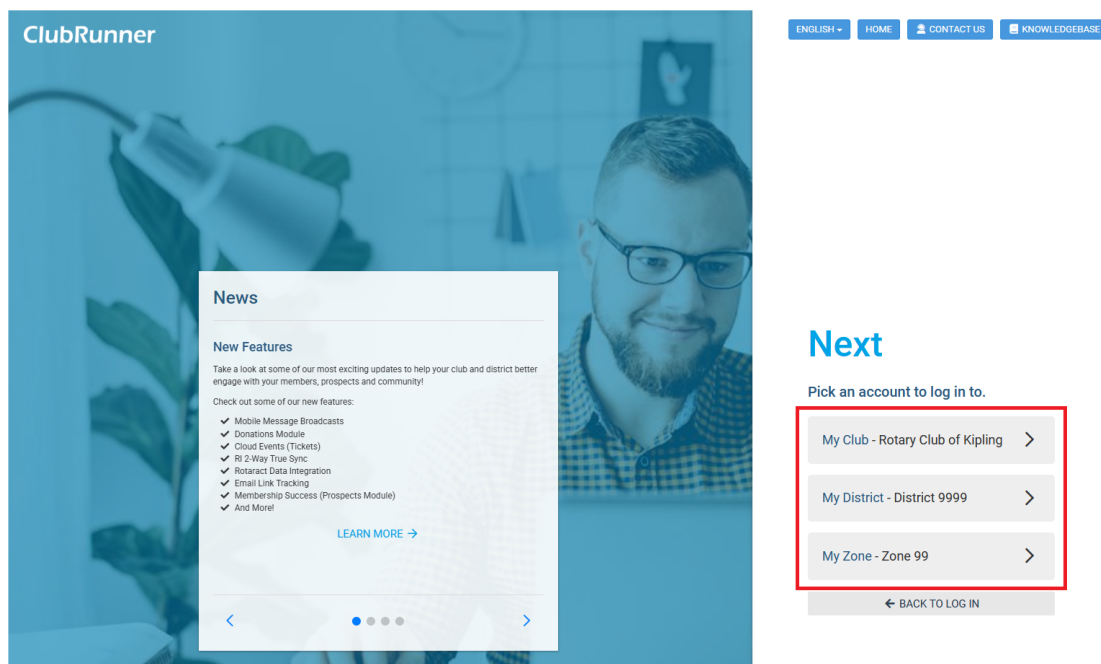
884135

- ☒ Stay verified on this device. This will reduce the number of times you need to submit a verification code when logging in.

VERIFY

 RESEND CODE

1. You will now be brought to a new landing page which will allow you to choose between visiting the ClubRunner website for your Club, District, or Zone, if available. Click on the option you wish to visit.



1. After making your selection, you will be automatically logged in and brought to the selected option's Member Area, where you can access and utilize the various ClubRunner features.

Related Content

- [How do I recover my login credentials \(Universal Login\)](#)