

# ClubRunner

[Help Articles](#) > [Nova](#) > [Events](#) > [\[NOVA\] How can I set up an event that links to an external registration?](#)

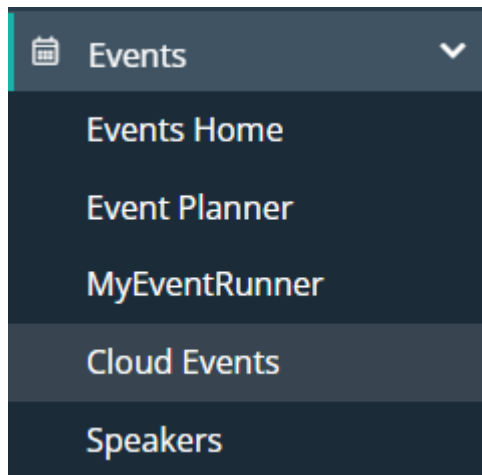
## [NOVA] How can I set up an event that links to an external registration?

Michael M. - 2026-05-14 - [Events](#)


If your club would like to use another event service to collect registrations for an event, you can still create a Cloud Event with its own landing page that can be shared on your club website. This support article will show you how to enable third-party registration for an existing Cloud Event for your club.

To learn how to create a Cloud Event, please read the support article: [\[NOVA\] How can I create a Cloud Event?](#)

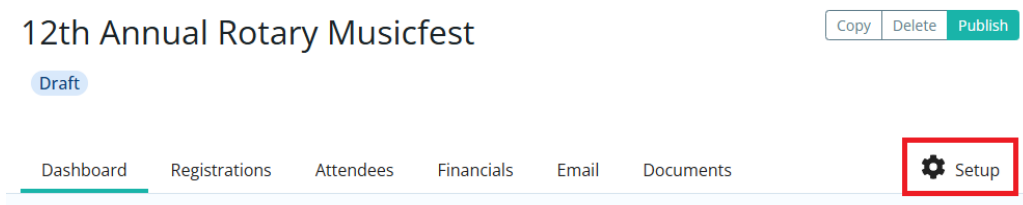
1. To begin, log in to your account through your club homepage, then click on **Member Area** on the top right under your club banner. [Alternatively, click here to go directly to the ClubRunner login page.](#)
2. Click the arrow next to **Events** in the left-hand menu navigation, then click **Cloud Events**.



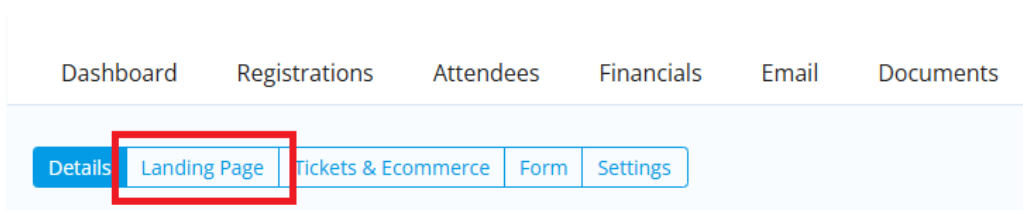
3. Click the **Manage** button on the event you wish to edit.



4. Click **Setup** in the top right-hand corner.



5. Click the **Landing Page** tab.



6. Scroll down to the "Landing Page Link" section and click the **Edit** button in the corner.

## LANDING PAGE LINK

Edit

Page Url

<https://portal.clubrunner.ca/17649/Events/12th-annual-rotary-musicfest>

Copy Link

Permalink

12th-annual-rotary-musicfest

QR Code



Public Event Page  
URL

Third Party  
Registration URL

Registration Button  
Text Register

7. Enter the web address for the desired registration page into the Third Party Registration URL field, then click **Save**.

## Update Landing Page Links



Permalink \*<sup>?</sup>

This will form the unique URL for your event page on your website. It helps visitors find the event directly.

Public Event Page URL <sup>?</sup>

- Relative links must start with a single "/". Example: /Calendar/Events
- Absolute links must start with "http://" or "https://". Example: https://www.google.com

Third Party Registration URL <sup>?</sup>

- Relative links must start with a single "/". Example: /Calendar/Events
- Absolute links must start with "http://" or "https://". Example: https://www.google.com

Registration Button Text

Entering any text here overrides the default Registration Button Text

Cancel

Save

8. Now when visitors to the event's landing page click on the Register button, they will be taken to the third-party registration page to submit their details.

12th Annual Rotary Musicfest

Mar. 31, 2026 12:00 p.m. - Aug. 24, 2026 4:00 p.m. 📅

Register